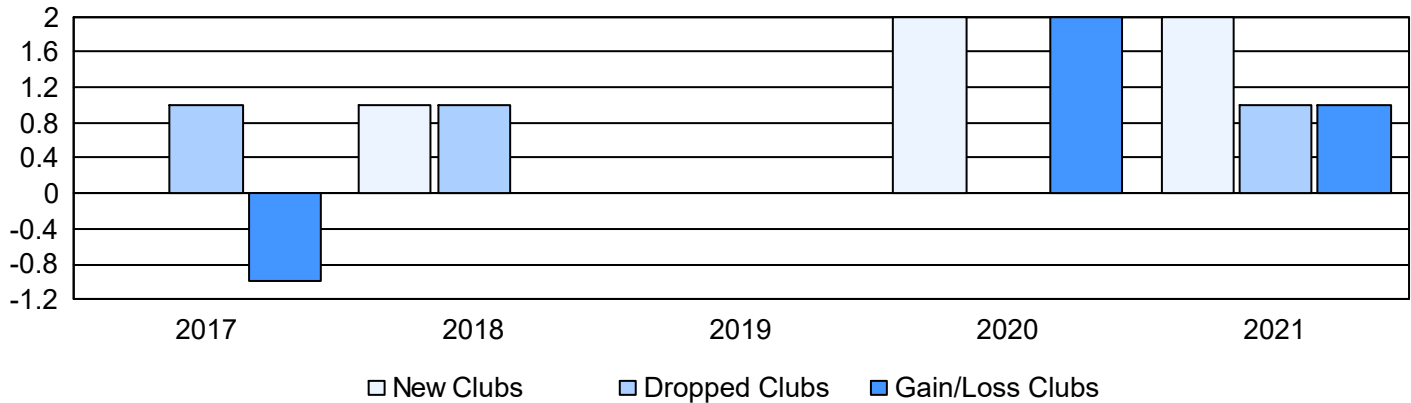
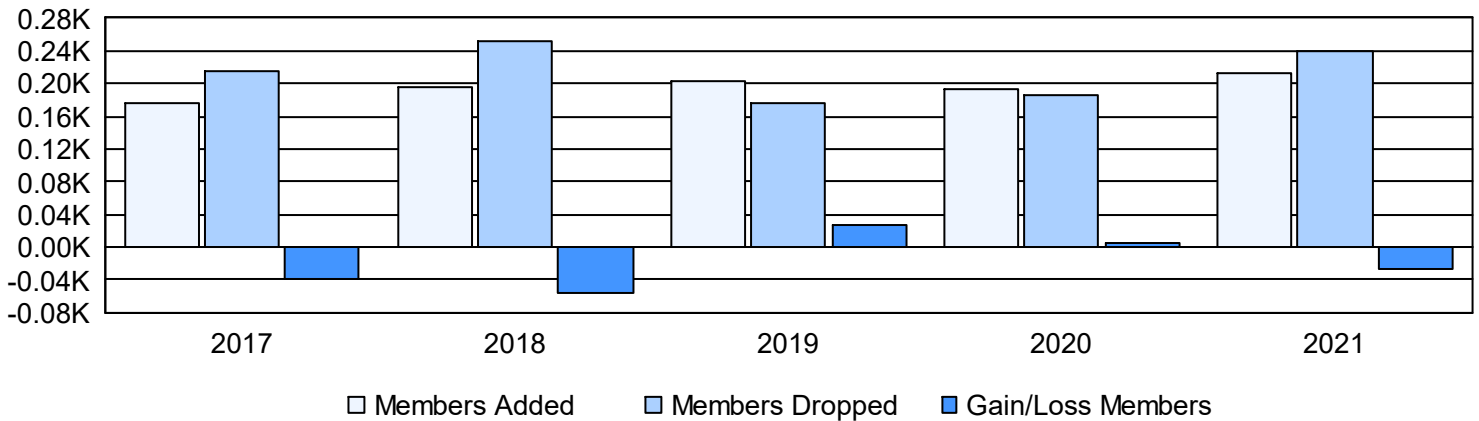


Year	New Clubs	Dropped Clubs	Gain/ Loss Clubs	New Members	Charter Members	Reinstate Members	Transfer Members	Total Member Added	Total Members Dropped	Gain/ Loss Members
2016-2017	0	1	-1	142	2	7	25	176	215	-39
2017-2018	1	1	0	145	25	6	19	195	251	-56
2018-2019	0	0	0	173	2	9	18	202	176	26
2019-2020	2	0	2	123	57	5	8	193	187	6
2020-2021	2	1	1	125	66	2	20	213	240	-27
Average	1	1	0	142	30	6	18	196	214	-18

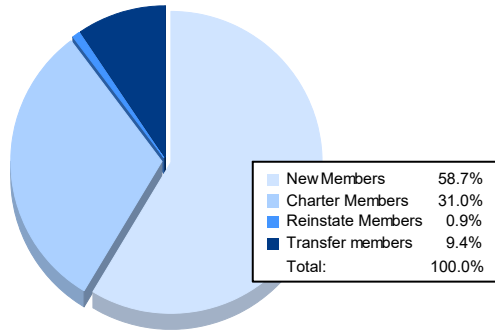
Clubs



Members



Membership Composition June 2021 Cumulative



Gender Composition June 2021 Cumulative

